

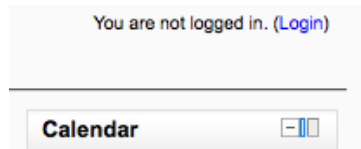
**Technical Support: 855-764-8650** (toll free) [info@literacysolutions.net](mailto:info@literacysolutions.net)

### Initial login:

Please log into the Literacy Solutions site below to enroll in your course at:

<http://nassaucounty.literacysolutions.net/moodle/>

Click the login in the upper-right:



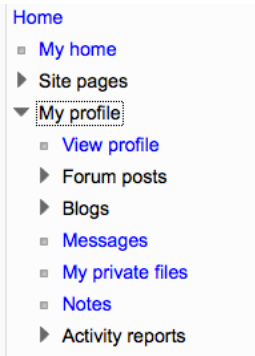
- 1 - Check into any course and log in as a guest
- 2 - Select a course that meets your needs
- 3 - Register a username and password
- 4 - Enroll in the course of selection

Once you are logged in, click into the course you wish to enroll in, click “yes” to enroll and follow instructions for pursuing the course.

### 1. Locate the video tutorial on the front of the site (8 min.):

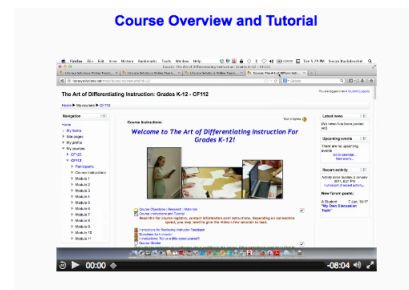
### 2. Set up your profile:

- Change your password
- Upload a picture
- Set up messaging capabilities
- View activity reports
- Archive information



### 3. Courses completion is pass / fail:

- Forum discussion posts
- Module assignments
- Final project
- 5-question quiz

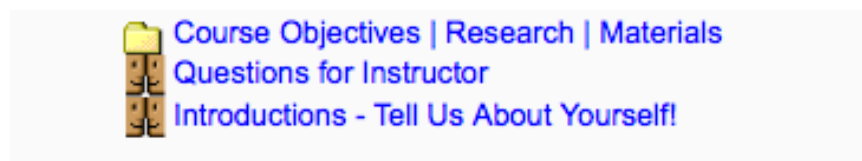


**Systems Check:** There are a number of things that you will need to check before you start an online class in Moodle. Please go through this checklist carefully to make sure that you are ready.

1. You should have regular access to a desktop or a laptop computer with broadband Internet access. Having a computer at home is great. But, if you don't have one, make sure that you will have regular access to a computer lab or an Internet cafe that has Internet access. Broadband Internet access includes cable and DSL Internet services.

2. You should have the Mozilla Firefox web browser installed. If you don't have Firefox, you can download and install it for free at... [Link: http://www.mozilla.org/en-US/firefox/new/](http://www.mozilla.org/en-US/firefox/new/)  
Make sure to Enable Cookies in Firefox. To learn how to check this, follow this link... <http://support.mozilla.org/en-US/kb/enable-and-disable-cookies-website-preferences>
3. Make sure that Pop-up Windows are not blocked. To learn how to check this, follow this link... <http://support.mozilla.org/en-US/kb/pop-blocker-settings-exceptions-troubleshooting>
4. Make sure that you have Adobe PDF Reader installed. If you don't have it, you can download and install it for free at... [Link: http://get.adobe.com/reader/](http://get.adobe.com/reader/)
5. Make sure that you have Adobe Flash Player installed. If you don't have it, you can download and install it for free at... [Link: http://get.adobe.com/flashplayer/](http://get.adobe.com/flashplayer/)
6. Make sure that you have a Media Player installed. An excellent free media player is VLC Player. You can download and install it for free at... [Link: http://www.videolan.org/](http://www.videolan.org/)
7. Make sure that your computer has an office suite, which is a collection of software including a word processor, a presentation program, and even a spreadsheet program. Microsoft Office is the most popular, but it is not free. If you don't have an office suite yet, here are your options:
  - Buy **MS Office Home and Student** version. This includes Word, Excel, PowerPoint, and OneNote. The average price is around \$150.  
Link: <http://office.microsoft.com/en-us/home-and-student/>
  - **OpenOffice.org** is a FREE full-featured office suite that you can install on your computer. You just need to remember to save your files as MS Office files.  
Link: <http://www.openoffice.org/>
  - **ThinkFree Online** is a FREE, ONLINE full-featured office suite that you do not have to install anywhere. All you need is Internet access.  
Link: <http://member.thinkfree.com/member/goLandingPage.action>
8. Make sure that you have virus and spyware protection installed on your computer. Even if your computer does not get infected, you can still spread viruses to others from your computer. If you don't have any virus or spyware protection installed on your computer, you can buy a protection suite or you can use a free version. Free versions usually offer the absolute minimum protection and they do not include any support. Popular brands include the following:
  - **Bitdefender** - <http://www.bitdefender.com/solutions/>
  - **Norton** - <http://us.norton.com>
  - **Avast!** - <http://www.avast.com/index>
  - **AVG** - <https://www.avg.com.au/>
9. Make sure to save copies of all your work. You should keep copies of all the work you do and submit for your classes.

**Ask questions using the Questions for Instructor Thread:**



Please leave any questions for your instructor here. S/he will get back to you within 24 hours. Click on "**Add a new topic**" below, write your question and **submit**. 😊

Add a new discussion topic